



City of Palm Beach Gardens Emergency Management



Pre-Storm Event Preparations

➤ **Be Weather-Ready:**

- ✓ Check the forecast regularly to see if you're at risk for tornadoes.
- ✓ Listen to local news or a NOAA Weather Radio (NWR) to stay informed.
- ✓ Check the Weather-Ready Nation for tips (<https://www.weather.gov/wrn/wea>).

➤ **Sign Up for Notifications:**

- ✓ Know how your area sends warnings.
 - Weather Apps
 - Set up your phones to receive notifications

➤ **Create a Plan:**

- ✓ Have a family plan that includes an emergency meeting place and related information.
- ✓ Built an Emergency Kit. This should be available all year long.
- ✓ Consider Specifics Needs for your family. – Taylor your plan and supplies to your specific needs.

Pre-Storm Event Preparations

➤ Safe Area:

- ✓ Pick a safe room in your home, such as an interior room on the lowest floor with no windows. (Hallway, bathroom, or closet)
- ✓ Consider having your safe room reinforced. You can find plans for reinforcing an interior room to provide better protection on the Federal Emergency Management Agency website.
- ✓ Check more ideas for your family plan at:
<https://www.ready.gov/make-a-plan>

Pre-Storm Event Preparations

➤ Practice Your Plan:

- ✓ Conduct a family storm drills regularly so everyone knows what to do if a tornado or hurricane is approaching.
- ✓ Make sure all members of your family know what to do when tornado warnings are issued.
- ✓ Don't forget pets.

➤ Help Your Neighbors:

- ✓ Encourage your neighbors to prepare for the possibility of tornadoes.
- ✓ Take CPR training so you can help if someone is hurt.

Pre-Storm Event Preparations

➤ Document and Insure your Property:

- ✓ More than half of all homeowners in the United States do not carry adequate homeowners' insurance to replace their home and its contents should a catastrophic loss occur.
- ✓ Not all insurance policies are the same. Coverage amounts, deductibles, and payment caps can vary significantly. Make sure your policy is right for you.
- ✓ It is also important to review your policy annually.

➤ Possible Resources to Help after a disaster

- ✓ FEMA - [fema.gov/disaster/](https://www.fema.gov/disaster/)
- ✓ Small Business Administration (SBA) - <https://www.sba.gov/funding-programs/disaster-assistance>
- ✓ Not-for-Profit

Setting up Emergency Alerts



Scan QR Code for Storm Ready
Web Page



**HOW TO ADJUST
EMERGENCY ALERT
SETTINGS ON YOUR
MOBILE DEVICE**



The central graphic features the Palm Beach Gardens logo at the top. Below it, the title 'HOW TO ADJUST EMERGENCY ALERT SETTINGS ON YOUR MOBILE DEVICE' is written in bold, black and red text. Underneath the title are the green Android robot icon and the black Apple logo. On the right, a hand holds a smartphone displaying a red exclamation mark inside a circle with the word 'ALERT' in red text below it.

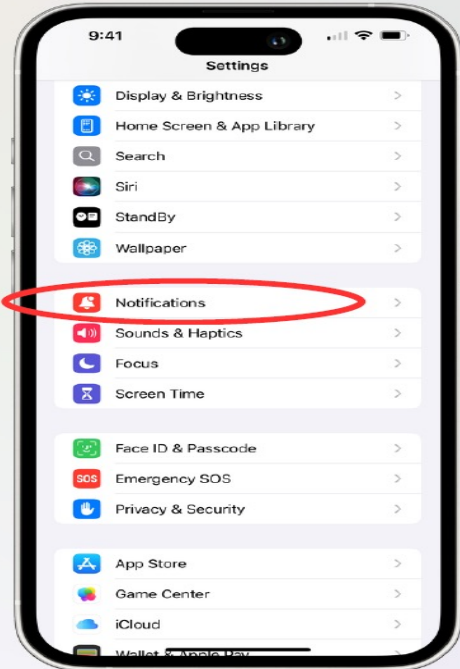
1

Go to
Settings



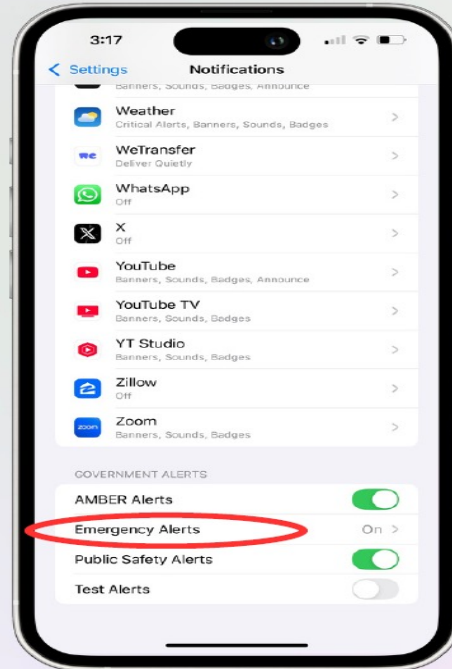
2

Go to
“Notifications”



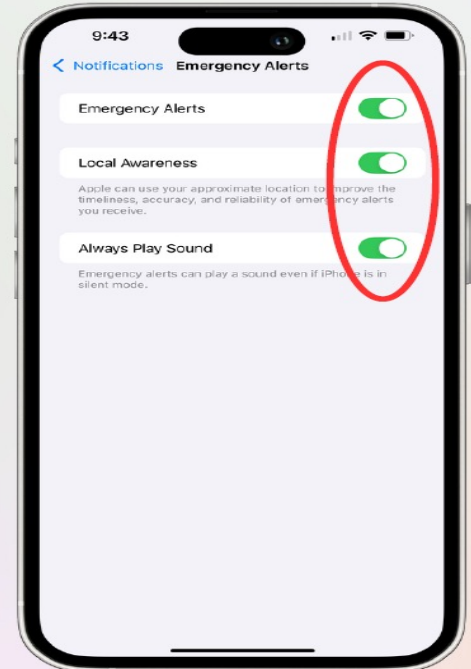
3

Scroll to the bottom of
the page in the
“Government Alerts”
section and select
“Emergency Alerts”



4

Ensure selections
below are active



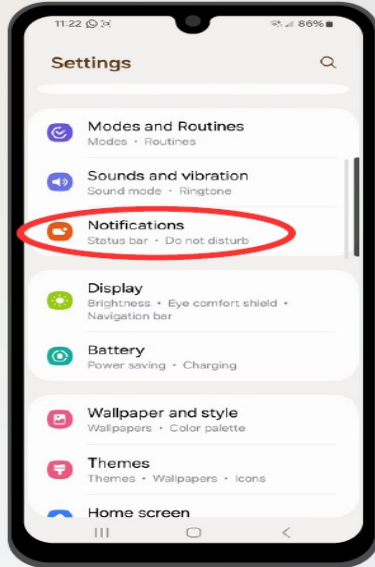
1

Go to Settings



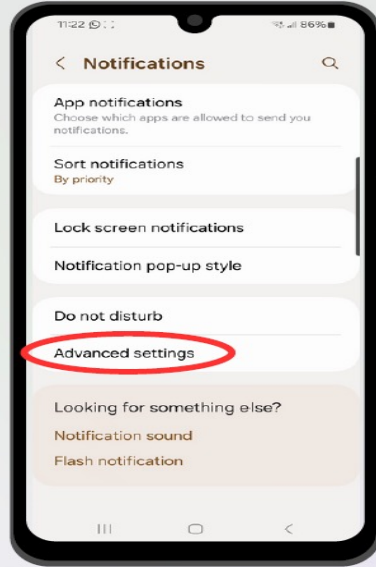
2

Go to Notifications



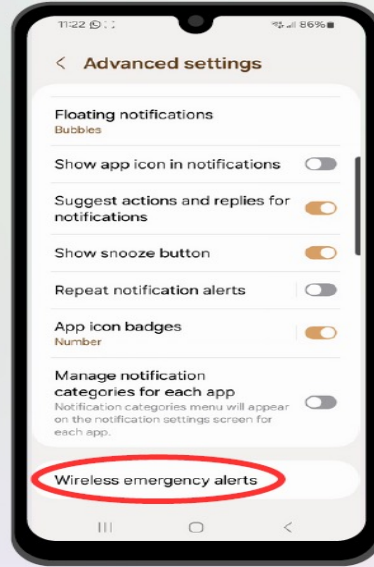
3

Go to Advanced Settings



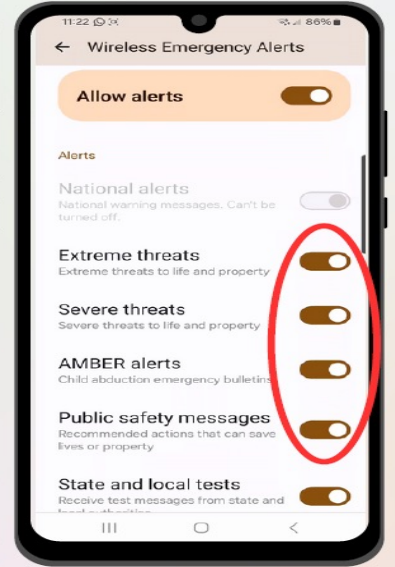
4

At the bottom of the page, select **Wireless Emergency Alerts**



5

Select **Allow alerts** and be to have the below options active





OFFICIAL CITY OF PALM BEACH GARDENS HURRICANE GUIDE

Now Available!



STAY CONNECTED.
HAVE A PLAN.
BE READY.



www.pbgfl.com

Questions?